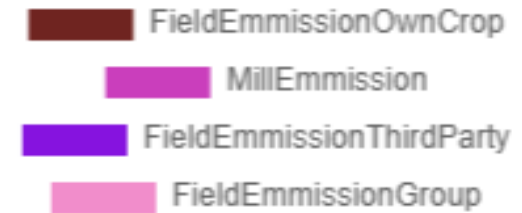


# Palmas del Ixcán Limitada - 2024 Summary

## Summary Emission

Product	tCOe2 / tProduct	Action
CPO	-1.09	
PK	-1.09	
PKO	-1.19	
PKE	-1.19	

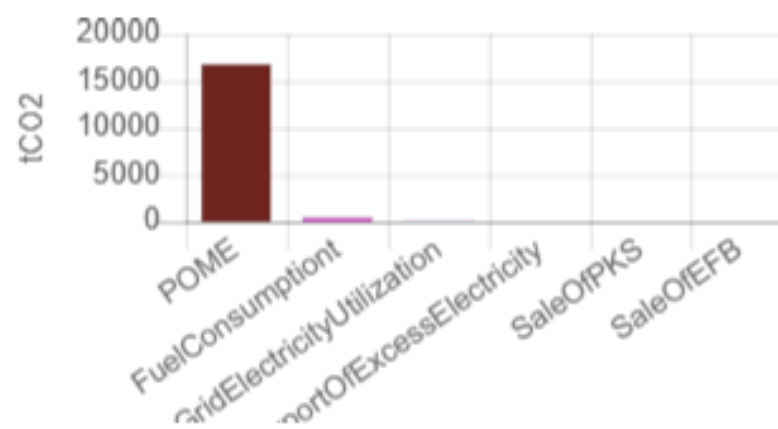


Description	Unit	Value	Action
Oil palm planted on mineral soil	Ha	1510.93	
Oil palm planted area on peat	Ha	0.00	
Total oil palm planted area	Ha	1510.93	
Conservation area (Forested)	Ha	527.71	
Conservation area (Non-Forested)	Ha	0.00	
FFB Production per hectarage	t/ha	58.44	
OER	%	23.24	
KER	%	5.00	

## Mill Emissions and Credits

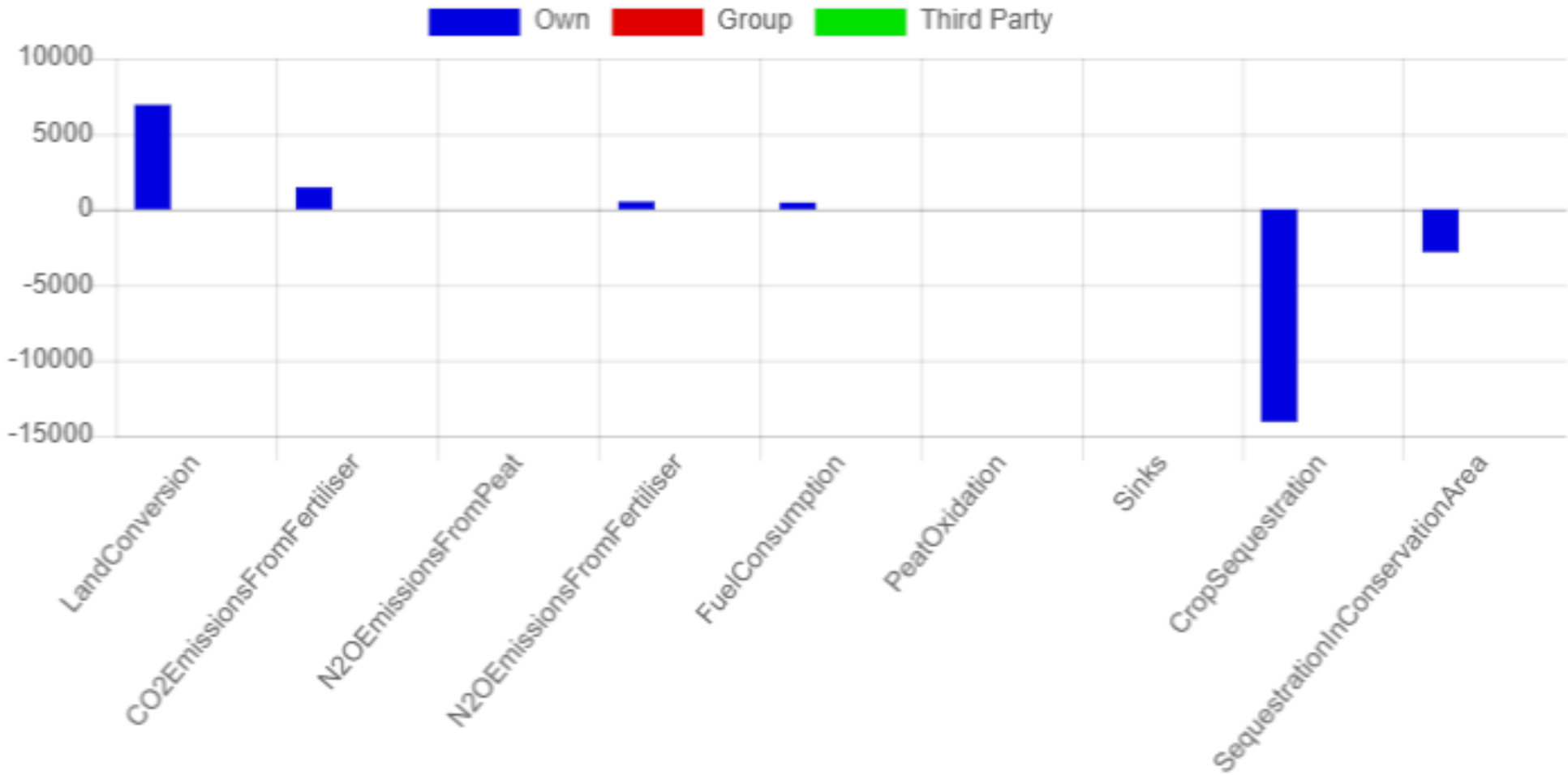
Description	tCO2	tCO2e/t FFB	Action
Emission Sources			
POME	16860.64	0.19	
Fuel Consumption	487.70	0.01	
Grid Electricity Utilisation	92.73	0.00	
Credits			
Export of Excess Electricity to Housing & Grid	0.00	0.00	
Sale of PKS	0.00	0.00	
Sale of EFB	0.00	0.00	
<b>Total</b>	<b>17441.07</b>	<b>0.20</b>	

Emission Source/Credit





# Field Emission and Sinks



## Emissions from Palm Kernel Crusher

Emission Source	tCO2e
PK from own mill	-4820.90
PK from other sources	0.00
Fuel Consumption	104.95
Total Crusher Emissions	-4715.95

